


Thematic Panel Discussion

Data-driven Decision-making in Social Services

Christopher Wroath

Digital Transformation Director,
NHS Education for Scotland,
United Kingdom



TURAS- A tool for Decision Making on Managing Health Threats in Care Homes

Christopher Wroath, Digital Transformation Director, NHS Education for Scotland, United Kingdom

A response to C-19 in Scottish care homes

The Problem

- All levels of authority **lacked real time data** on covid outbreaks in care settings
- Lack of data on **free beds** to support **rapid discharge** from the acute sector
- Scarcity of **Personal Protective Equipment (PPE)** and no data on how best to **distribute** them

A response to COVID-19 in Scottish care homes

Core principles underpinning the project and development

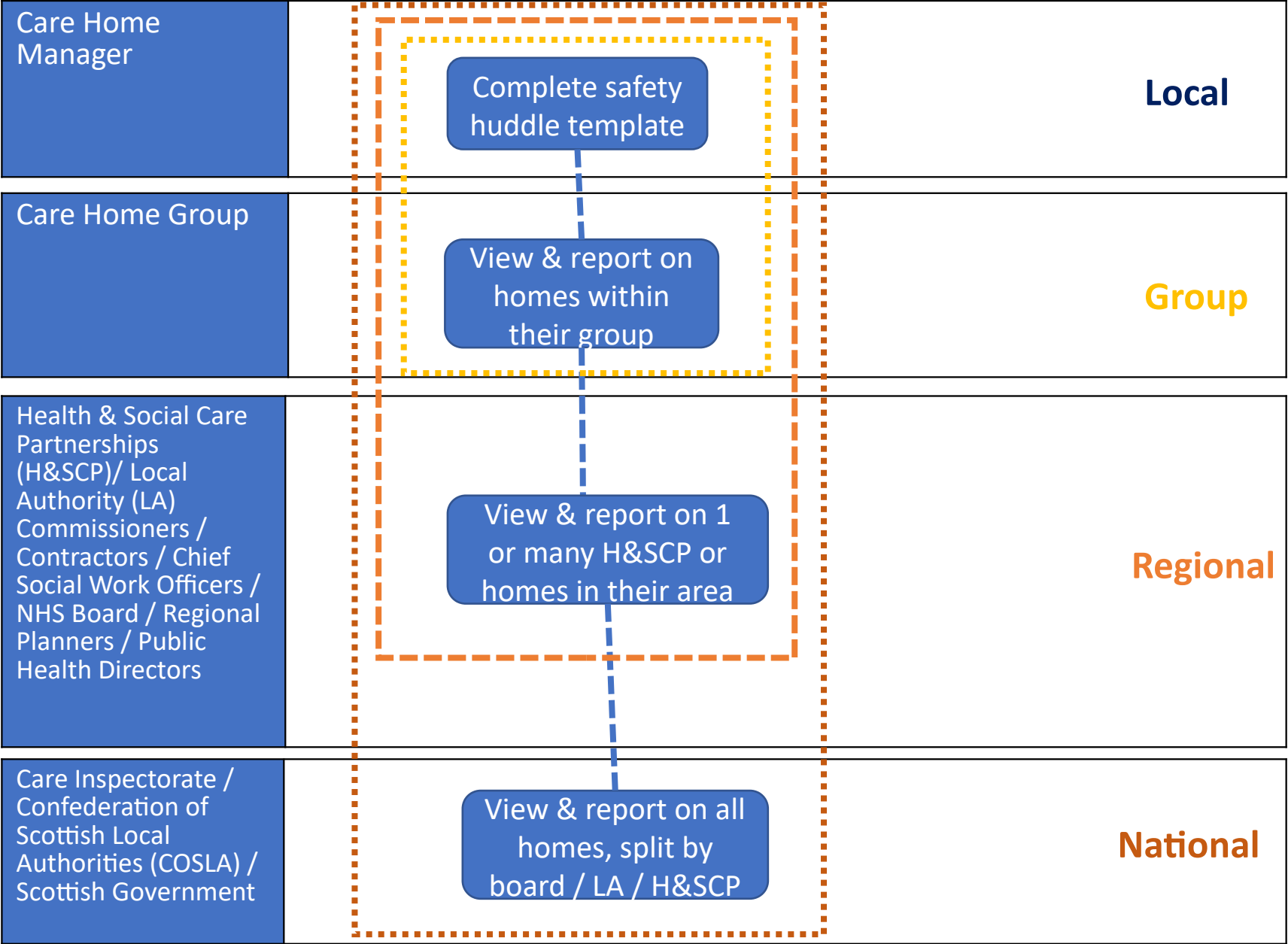
- Tool designed **with** the sector **for** the sector
- Safety huddle – methodology used to **help collate data**
- **One** data capture for **multiple purposes**
- Focus on **outbreak management** and contributory factors
- Data repository/escalation situational **awareness tool**
- **Future proofed** and easy data entry

What is a safety huddle?

They are short **multidisciplinary/team** meetings held at a predictable time and place daily.

Effective safety huddles can:

- Enhance **team work** through communication and co-operative problem solving
- Support a **shared understanding** of the focus and priorities of the day
- Support **situational awareness** and safety concerns
- Support **prioritisation** of care with a focus on safety
- Enable **early escalation** and **intervention** and capture mitigation actions
- Enable trend **monitoring** and support **improvements** in care



Distribution of User Roles

NHS Education for Scotland (NES) delivered technology

- Built entirely **in-house** by NES Technology Service teams.
- Built on the NES Turas platform – Public Cloud Based (MS Azure), **accessible anywhere**, on mobile or desktop devices.
- Users **authenticate** using e-mail address identity service (MS B2B).
- Agile **development methodology** – working with **stakeholders/users** to iterate and respond to changing needs and demands (from August to December >20 deployments of code – little & often).

Care Home Manager dashboards identify data entered daily – developed with and for the Care Homes

Early Warning Flags - Latest Safety Huddle

Latest Safety Huddle Submitted: 25/11/2020

This tab highlights key numbers for the selected Care Homes latest Safety Huddle.

Outbreak and Escalation

Confirmed
Outbreak

Outbreak
Status

Yes

Escalated to
HPT

Dependency
Escalation

Escalated Care
Inspectorate

Essential Visiting

No

Adequate
PPE

No

Can Comply
with IPC

Risk Mitigated

Staff
Escalation

COVID-19 cases

0

Resident(s) with
New Symptoms

0

Staff with New
Symptoms

5

Resident(s) Tested
Positive

5

COVID-19
Transfer(s)

5

COVID-19
Death(s)

Staffing level

63

Effective Care

63

Available inc.
Supplementary

Care Home Baseline Figures

91.4%

Latest Occupancy
Rate

91.4%

Average
Occupancy Rate

8

Non COVID-19
Transfers (Month)

7

Average Non COVID-
19 Transfers (Month)

3

Non COVID-19
Deaths this Month

6

Average Non COVID-
19 Deaths (Month)

Reports

KPI Dashboard

Designed to focus on a more regional and national view of the KPIs

[View KPI Dashboard](#)

Registrations and Compliance Report

Registration and compliance metrics for Safety Huddle and Staff Screening Returns

[View Registrations and Compliance Report](#)

Archived Staff and Resident Screening Dashboard

Weekly Staff Screening and Resident Screening data captured on Turas Care Management

[View Archived Staff and Resident Screening Dashboard](#)

Care Home Dashboard

Providing a detailed analysis of Safety Huddle Returns for each Care Home

[View Care Home Dashboard](#)

Lateral Flow Testing Report

Report showing the number of Lateral Flow Tests (LFT) for COVID-19 being performed for Care Home Staff and Visitors.

[View Lateral Flow Testing Report](#)

C-19 & Flu Vaccine Reports

Report showing the uptake by residents and staff in Care Homes of COVID-19 & Flu vaccinations, from 04/10/2021 onwards

[View C-19 & Flu Vaccine Reports](#)

Archived Seasonal Flu Vaccine Report

Summary of 2020/21 Seasonal Flu Vaccine Returns

[View Archived Seasonal Flu Vaccine Report](#)

Archived COVID-19 Vaccine Report

This contains C-19 vaccine programme data until 04/10/21, current data can be found on the tile named 'C-19 & Flu Vaccine Reports'

[View Archived COVID-19 Vaccine Report](#)

Occupancy Rate

579

Safety Huddles Submitted Today

1031

Available Places

4.7%

% Available

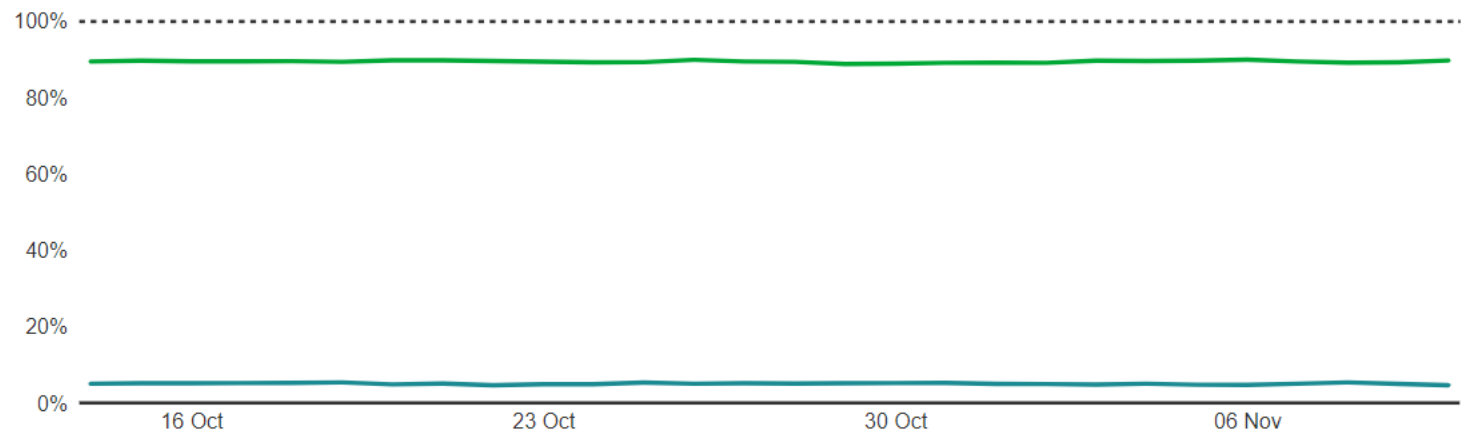
19,561

Residents

89.8%

% Occupancy

● % of Occupancy ● % of Availability



Outbreak Status

20

New COVID-19 symptoms

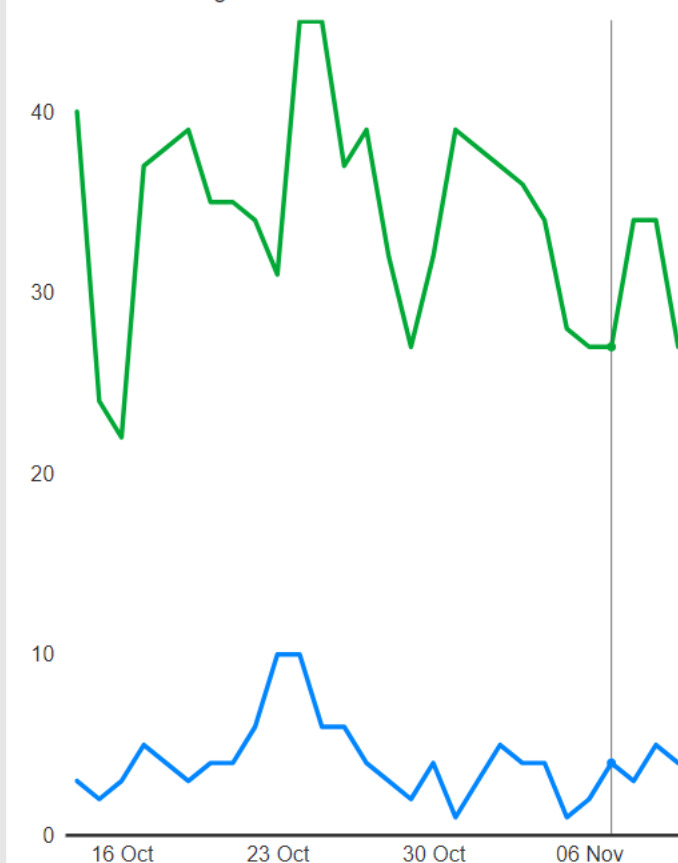
4

Awaiting Confirmation

27

Outbreak Confirmed

● Awaiting Confirmation ● Outbreak Confirmed



Infection Control

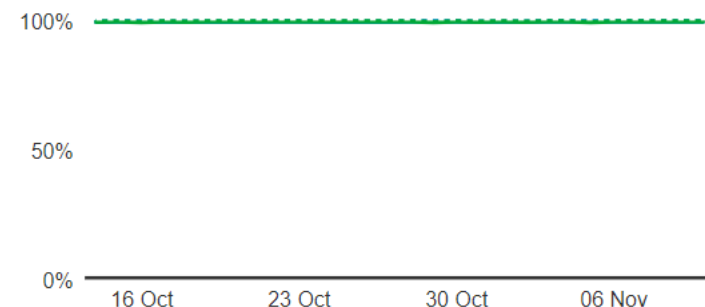
Adequate PPE

Can Comply With IPC



PPE = Personal Protective Equipment

● % With Adequate PPE ● % Can Comply With IPC



A response to C-19 in Scottish care homes

Current use and the future

- Tool is still deployed to support Scottish Government (SG) data requirements but there are **diminishing returns**
- As part of the SG National Care Service (NCS) proposals a universal **Social Care data requirement** is being developed; Safety Huddle is the base template for care home data
- It is envisaged that the code base will provide the initial development of the **data capture mechanism** for the NCS requirements



Developed by NES Digital.



Thank you